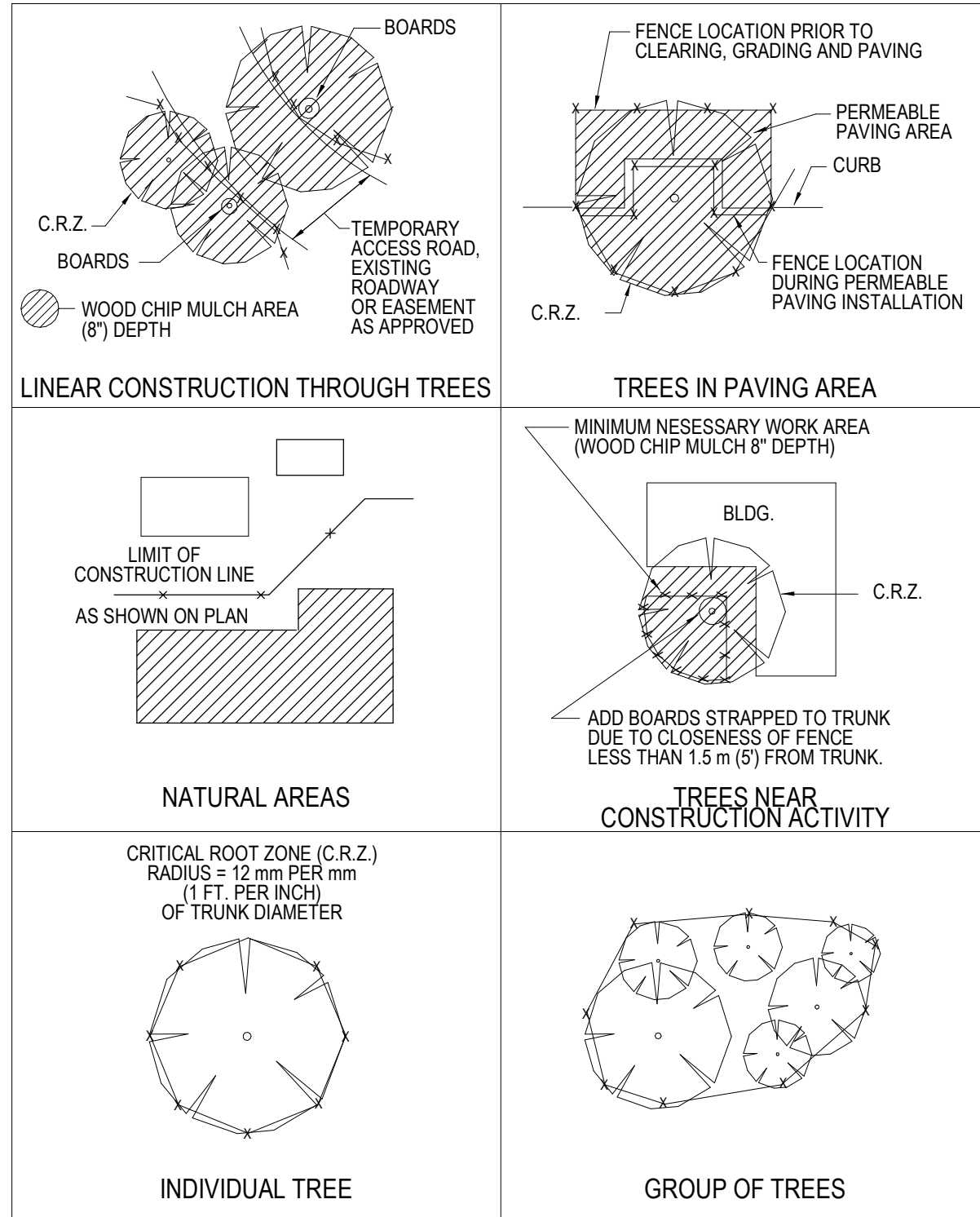


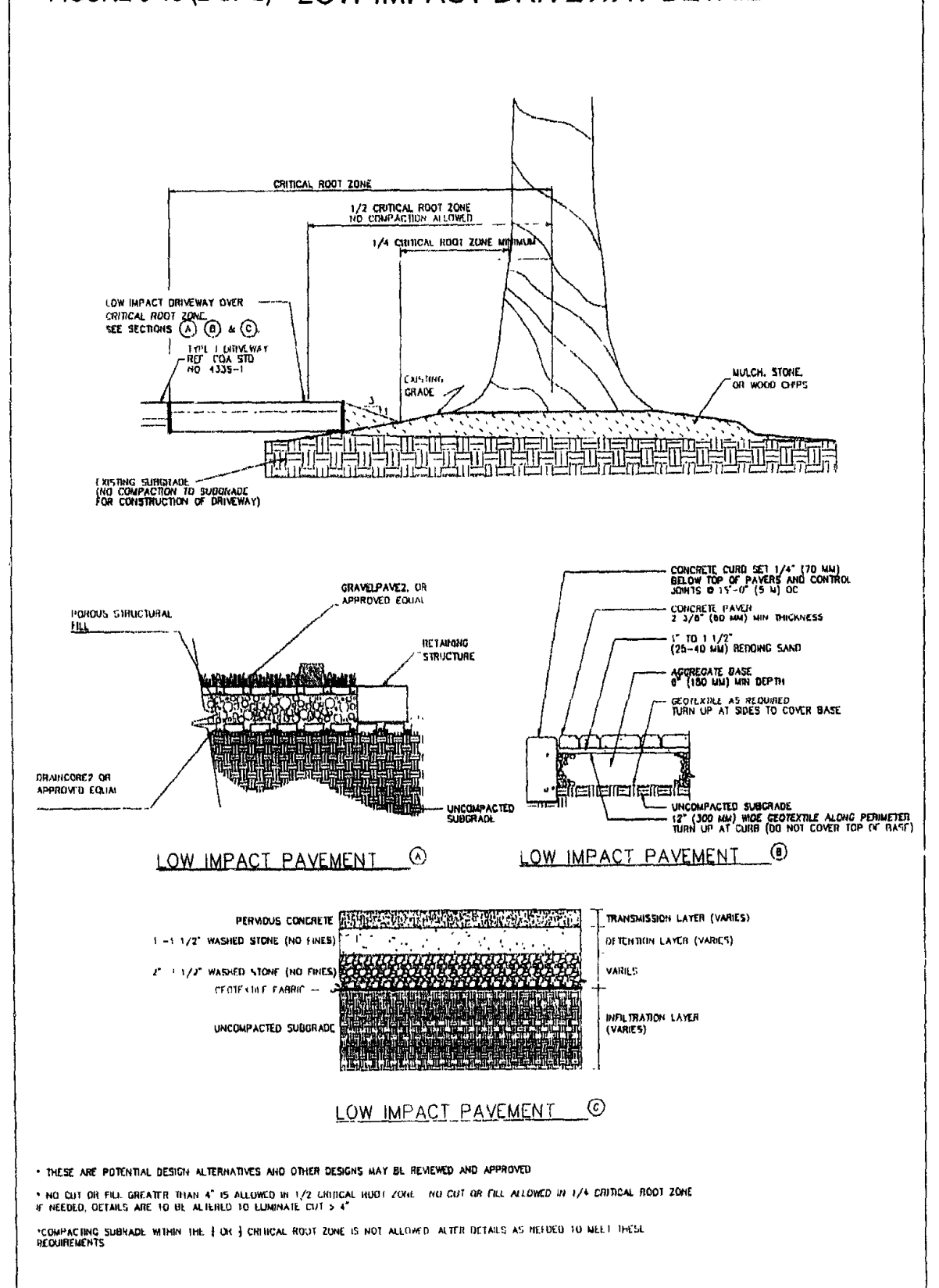
GENERAL SITE NOTES

1. THE CONTRACTOR SHALL INSTALL EROSION/SEDIMENTATION CONTROLS AND TREE NATURAL AREA PROTECTIVE FENCING PRIOR TO ANY SITE PREPARATION WORK (CLEARING, GRUBBING, OR EXCAVATION).
2. THE PLACEMENT OF EROSION/SEDIMENTATION CONTROLS SHALL BE IN ACCORDANCE WITH THE ENVIRONMENTAL CRITERIA MANUAL AND THE APPROVED EROSION AND SEDIMENTATION CONTROL PLAN.
3. PERMANENT EROSION CONTROLS: ALL DISTURBED AREAS SHALL BE RESTORED PER COA RULES AND REGULATIONS. PROVIDE TREE PROTECTION PER COA GUIDELINES AT ALL TIMES.
4. NO CUT OR FILL GREATER THAN 4" IS ALLOWED WITHIN THE 1/2 CRZ OF PROTECTED TREES (19' OR GREATER), AND THERE IS NO IMPACT ALLOWED WITHIN THE 1/4 CRZ.
5. DEMOLITION WITHIN THE 1/4 AND 1/2 CRZ OF PROTECTED TREES MUST BE DONE WITH HAND TOOLS.



CITY OF AUSTIN WATERSHED PROTECTION DEPARTMENT		TREE PROTECTION FENCE LOCATIONS	
RECORD COPY SIGNED BY J. PATRICK MURPHY	11/15/99	THE ARCHITECT/ENGINEER ASSUMES RESPONSIBILITY FOR APPROPRIATE USE OF THIS STANDARD.	STANDARD NO. 610S-1

FIGURE 3-13 (2 OF 2) LOW IMPACT DRIVEWAY DETAIL



TREE ANALYSIS LEGEND

- 2" X 4" X 8' PLANKING ATTACHED TO THE TRUNK OF PROTECTED TREE
- TREE FENCING
- WOOD CHIP MULCH AREA (8" DEPTH)
- EXISTING STRUCTURE IMPACTING CRZ
- NEW STRUCTURE IMPACTING CRZ
- NEW SITEWORK IMPACTING CRZ
- PROTECTED TREE FULL CRZ
- 1/4 CRZ
- 1/2 CRZ
- NON-PROTECTED TREE CRZ

GENERAL TREE NOTES

1. TREE PROTECTION SHALL COMPLY WITH ALL REQUIREMENTS OF ENVIRONMENTAL CRITERIA MANUAL SECTION 3.6. TREE PROTECTION SHALL BE INSTALLED PRIOR TO THE BEGINNING OF ANY WORK ON SITE AND MAINTAINED UNTIL PROJECT COMPLETION.
2. FENCING SHALL BE CHAIN-LINK MESH WITH A MINIMUM HEIGHT OF 5'. INSTALLED ON STEEL T-POSTS WITH A MINIMUM SPACING OF 10' BETWEEN POSTS. FENCING SHALL BE CONTINUOUS AND CREATE A CLOSED, INACCESSIBLE AREA OF ROOT ZONE PROTECTION. FENCING SHALL NOT BE MOVED DURING THE PROJECT WITHOUT AUTHORIZATION BY CITY INSPECTOR. FENCING SHALL ENCOMPASS THE ENTIRETY OF THE CRZ NOT APPROVED FOR EITHER IMPACTS OR ALTERNATIVE PROTECTION. FENCED AREAS SHALL NOT BE USED FOR MATERIAL STORAGE AND SHALL BE KEPT FREE OF LITTER.
3. MULCH IS REQUIRED FOR ANY PORTION OF THE CRZ THAT HAS NOT BEEN APPROVED FOR IMPACTS AND THAT CANNOT BE PROTECTED BY FENCING. MULCH SHALL BE OF A NATURAL HARDWOOD TYPE AND INSTALLED TO A MINIMUM DEPTH OF 8" ON ANY PORTION OF THE CRZ NOT PROTECTED BY FENCING. MULCH USED WITHIN THE HALF CRZ SHALL BE TOPPED BY DECKING TO PROVIDE ADDITIONAL PROTECTION AGAINST COMPACTION. MULCH SHALL NOT EXCEED 12" IN DEPTH, SHALL NOT CONTACT THE TRUNK, AND SHALL BE REMOVED AT THE END OF THE PROJECT. PORTIONS OF THE CRZ PROTECTED BY FENCING DO NOT REQUIRE MULCH UNLESS THE SOIL HAS BEEN DISTURBED, IN WHICH CASE THEY REQUIRE MULCH INSTALLED TO A DEPTH OF 3". TRUNK OR BRANCH WRAPPING IS REQUIRED WHEN PROTECTIVE FENCING IS INSTALLED WITHIN 5' OF THE TRUNK OR WHEN LOW GROWING MAJOR LIMBS ARE AT RISK OF DAMAGE FROM EQUIPMENT AND VEHICLES. DIMENSIONAL LUMBER SUCH AS 2X4S SHALL BE SECURED TO THE BRANCH BY WIRE OR STRAPS. WRAP SHALL NEVER BE SECURED DIRECTLY TO THE BRANCH BY SCREWS OR OTHER METHODS THAT PENETRATE OR OTHERWISE DAMAGE THE TREE. WRAP SHALL BE LOOSE AND RETIGHTENED EVERY SIX MONTHS.
4. CHEMICAL TOILETS AND CONCRETE WASHOUT AREAS SHALL NOT BE LOCATED WITHIN THE CRZ.
5. PRUNING SHALL NOT REMOVE MORE THAN 25% OF THE LIVE CANOPY OF THE TREE, SHALL CONFORM TO THE ANSI A300 STANDARD FOR TREE CARE, AND SHALL BE PERFORMED BY A QUALIFIED ARBORIST.
6. DEMOLITION WITHIN THE CRZ SHALL BE PERFORMED TO MINIMIZE DISTURBANCE TO THE CRZ AND ESPECIALLY TO FRESHLY EXPOSED AREAS OF SOIL. WHERE POSSIBLE MACHINERY SHOULD SIT ON EXISTING HARDSCAPE OR OUTSIDE THE CRZ AND WORK OUTWARDS FROM THE TREE. CONSTRUCTION METHODS SHALL NOT IMPACT THE CRZ BEYOND WHAT HAS BEEN APPROVED. FOUNDATION FORMWORK THAT LIES ADJACENT TO OR OVERLAPS THE HALF CRZ SHALL NOT BE ANCHORED WITHIN THE HALF CRZ BUT SHALL USE A STRONGBACK OR OTHER DESIGN TO AVOID THE HALF CRZ. NO STAKES LARGER THAN #5 REBAR PINS SHALL PENETRATE THE SOIL WITHIN THE HALF CRZ.
7. TRENCHING WITHIN THE HALF CRZ SHALL BE PERFORMED BY AIR SPADE OR OTHER LOW IMPACT EXCAVATION METHOD WITHIN THE TOP 30". CARE SHALL BE TAKEN TO AVOID DAMAGE TO THE BARK OF ROOTS. ROOTS LARGER THAN 1.5" IN DIAMETER SHALL NOT BE CUT WITHOUT AUTHORIZATION FROM CITY INSPECTOR.

30" LIVE OAK TREE
 SF OF CRZ= 2,828 SF

EXISTING IMPACTS (HOUSE) = 355 SF
 EXISTING IMPACTS (NEIGHBOR'S HOUSE) = 172 SF
 EXISTING IMPACTS (FLATWORK) = 898 SF
 PROPOSED IMPACTS = 0 SF
 TOTAL IMPACT (EXISTING + PROPOSED) = 1,425 SF

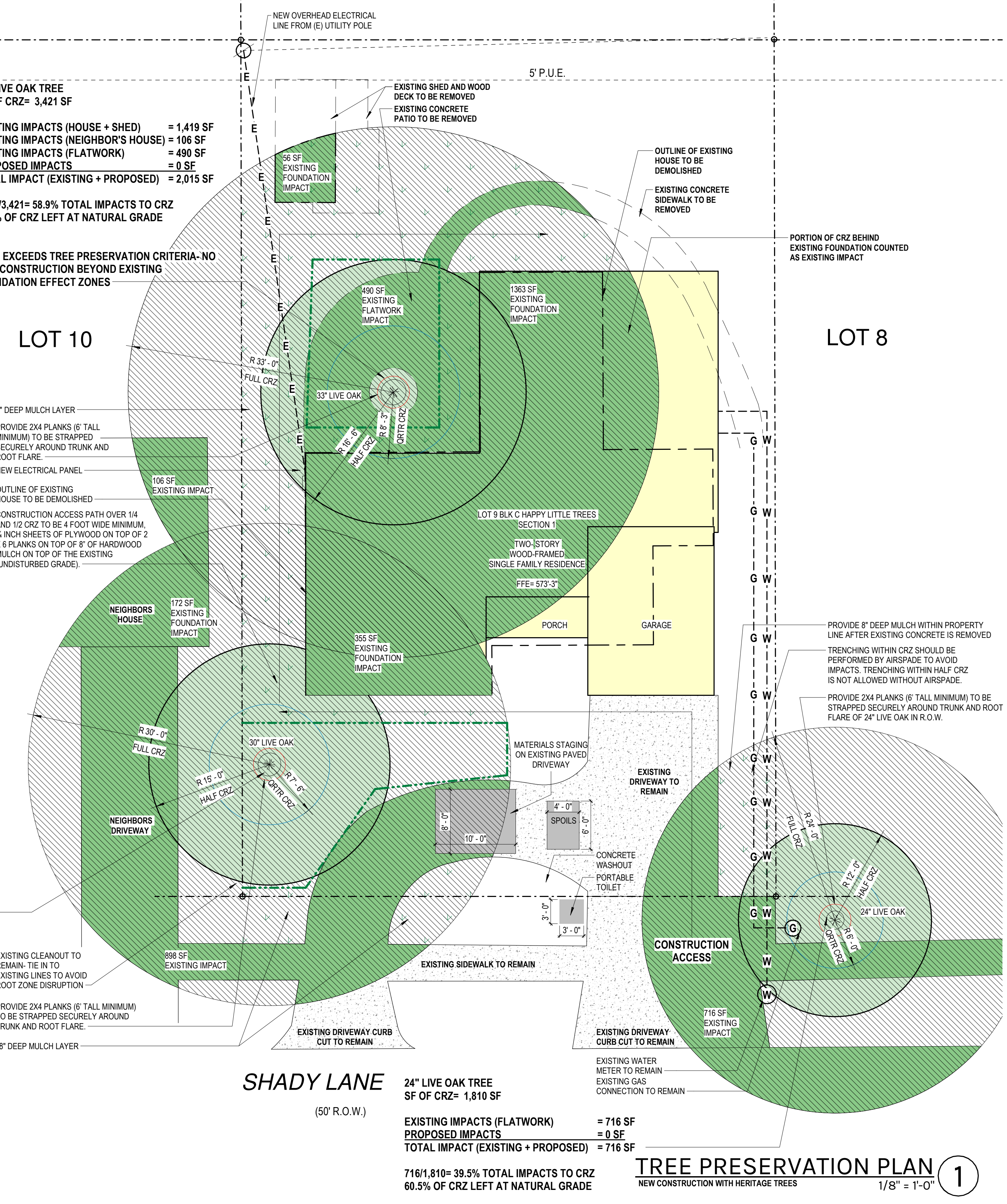
1,425/2,828= 50.3% TOTAL IMPACTS TO CRZ
 49.7% OF CRZ LEFT AT NATURAL GRADE

TREE EXCEEDS TREE PRESERVATION CRITERIA- NO NEW CONSTRUCTION BEYOND EXISTING FOUNDATION EFFECT ZONES

LOT 23

LOT 22, BLOCK C

LOT 21



logo here

100 MAIN STREET SUITE C
 ANYTOWN, USA 10000-2000
 800.867.5309

Consultant Address Phone Fax e-mail
 Consultant Address Phone Fax e-mail
 Consultant Address Phone Fax e-mail
 Consultant Address Phone Fax e-mail

No.	Description	Date
1	PERMIT SET	00.00.2021

SHADY LANE RESIDENCE

TREE PRESERVATION

Project number 00-000
 Date Issue Date
 Drawn by Author
 Checked by Checker

A101

Scale As indicated

